

Using Open APP Service

The Open APP Service enables the user to install specific APK music streaming apps to the device. Copy the desired APK into the Open Service folder of the product and install the relevant App in the Menu-Service of the product.



Open APP Service supported model

SP1000 / SP1000M / SE100 / SR15

Running Open APP Service, there are some limitations on Android version and internal RAM. Among Astell&Kern products, only for those that is using Android 6.0 were the main target to investigate for equipping (SP1000 / SP1000M / SE100 / SR15) and for those that is using lower than 4.2 ver is unable to equip the service.

Open APP Service supported APP

Amazon music / Spotify / Tidal / Sound Cloud / Pandora / Melon / Bugs / FLO / AWA / QQ Music / KK BOX



(Sirius MX / Tune-In / myTuner / KT genie / bandcamp / Joox / Moov / Qobuz / DS Audio / Deezer)


There are 21 validated apps by Astell&Kern, Some APPS which requires certain steps are incompatible such as Apple Music and Google. Although the APP is validated, there might have some restrictions on services, policies or updates. (Supported APPS will be continuously updated.)

How to install Open APP Service

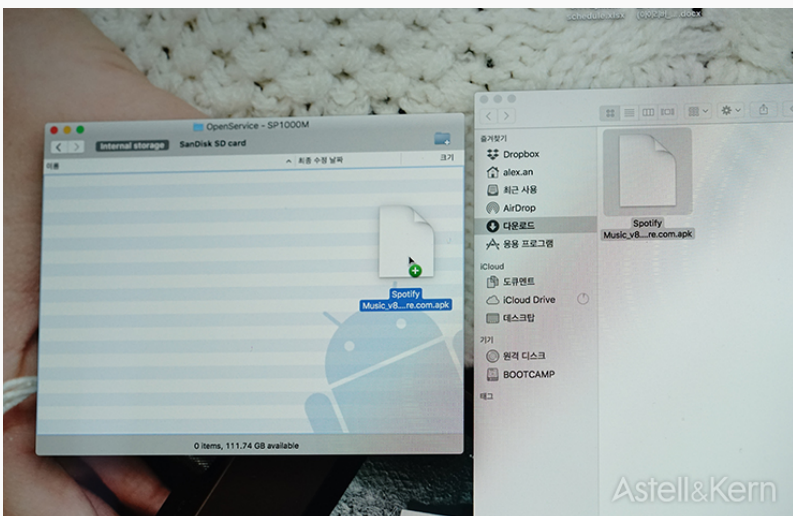
This is an instruction of How to download Open APP Service.
Please install Spotify APP on SP1000M.



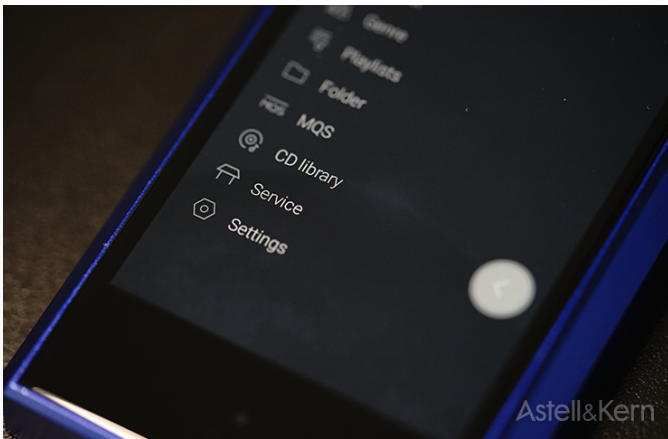
Please download the preferred music streaming APP's APK.
Example site: <https://apkpure.com> (<https://bit.ly/2DUAjhp>)



For instance, if you want to download Spotify APP, please search on the reference site.



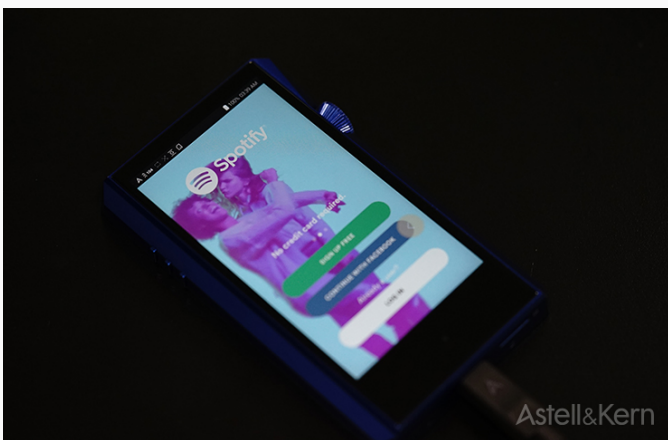
Once you connected the player with PC, you may find 'Open Service' folder is created. Then please copy and paste downloaded APK on this folder.



Once you click the 'Menu' and 'Service' button, APK list will be created. Then please click an icon on the right side to download the service.



Once the service is completely downloaded, please click the 'install' button.



Once the installation is completed, you may start the service.




Other apps also can be executed exactly the same methods.

Music streaming APP Offline mode support

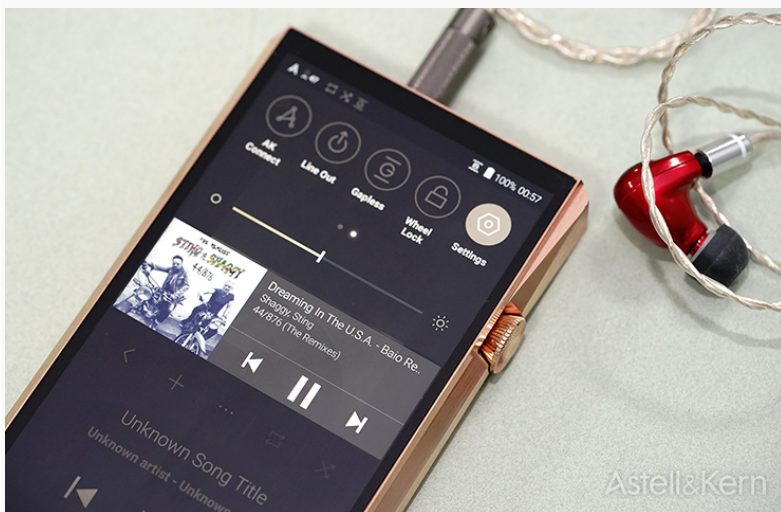
Some APPs such as Spotify and Tidal may support offline mode, but there are restrictions such as downloading files to external memory. Take Tidal as an example, it is unable to specify a location to store files in offline mode. Since it is hidden in the system, so it is unable to find.



To try the Off-line mode, please turn off Wi-Fi.



Downloaded files are able to play without any Wi-Fi connection.



You may directly access through Notification bar, while the APP is running.

- Caution -

The applications on the list are unknown to source. The installation of app may result in damage to the device and personal data or it might cause security vulnerabilities. Perhaps some functions may not work normally.